




World 1st. Solid Fluorescent Dye



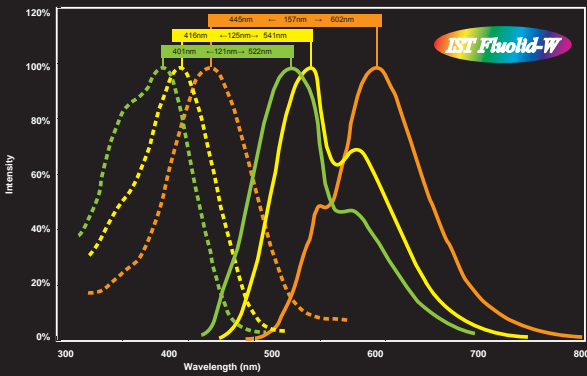
IST Fluolid

What is Fluolid... ?

Fluorescence + Solid → **IST Fluolid**

- high quantum yield in the solid state
- no photobleach
- high stability for light, heat and pH
- labeling rate is higher than that of traditional dye

Fluolid-W Ex/Em Fluorescent Spectrum

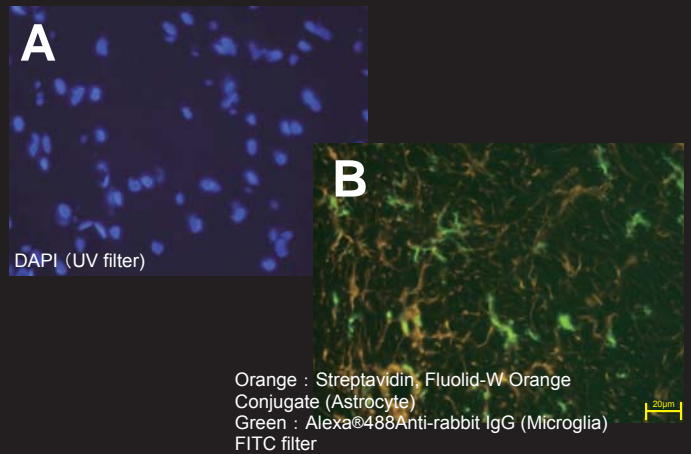


	λ_{abs}/nm	stokes shift	λ_{em}/nm
General Fluorescent Dye	460/500		526/650
Acridine Orange	550		585
Cy™ 3	649	←→	670
Cy™ 5	649		670
FITC	494		518
IST Fluolid	440	stokes shift	602
Fluolid-W Orange 600	410	←→	541
Fluolid-W Yellow 540	410		541
Fluolid-W Green 520	395		522

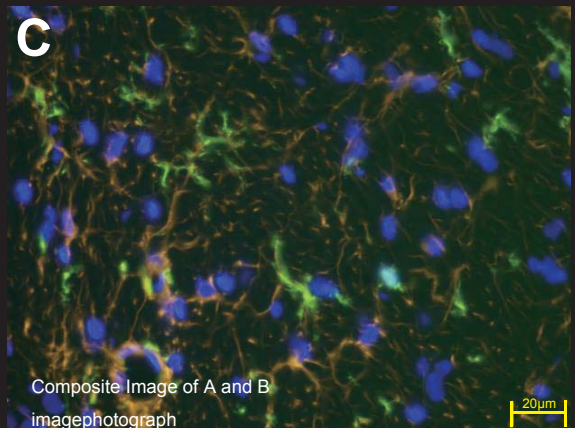
※ Cy™3 and Cy™5 are Trademark for GE Healthcare (former Amersham Bioscience)

Observation of Multi-color Immunostaining

Rat brain (Bregma-0.26mm)



Orange : Streptavidin, Fluolid-W Orange Conjugate (Astrocyte)
Green : Alexa488Anti-rabbit IgG (Microglia)
FITC filter



Composite Image of A and B
imagephotograph

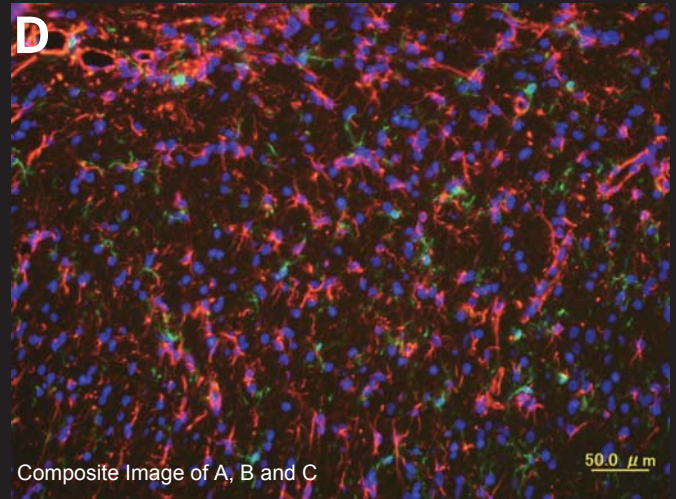
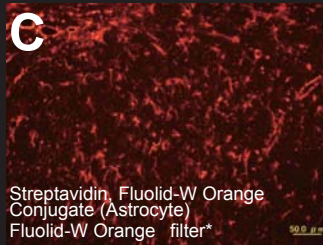
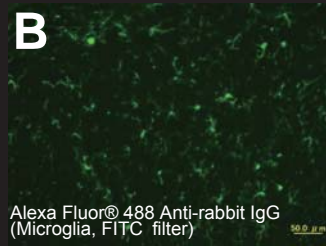
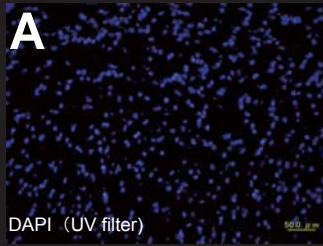
Compared IST Fluolid to Traditional Dye

	IST Fluolid	General Fluorescent Dye
Stability to Light	good (Stable 2 years under daylight)	bad
Stability to Temperature	good (over 200°C)	bad (degrade at R.T.)
Stability to pH	good (stable pH1-14)	bad (usable in pH 6-8)
Stokes Shifts	Wide (about 140nm)	Narrow (15nm)
in Solid State	Highly fluorescent	Quenching
Storage Condition	Room Temperature*	under -20°C

* The fluorescence unit of "IST Fluolid" has high stability under various conditions.
However, to keep the activity of the succinimidyl ester group, please store at 2-8 °C.

Observation of Multi-color Immunostaining

Rat Brain (Bregma-0.26mm)



Protein Labeling Kit

This kit is optimized for labeling 1mg IgG antibody.
1mg × 3 rxn. (Total 3mg) labeling are available per kit.

Kit Components

- IST Fluolid-W succinimidyl ester DMSO Soln. 240μL x 3
- 0.2M Sodium bicarbonate buffer (pH8.3) 480μL x 3

• Protein Labeling Kit

Product Name	Cat. No.	Size
IST Fluolid-W Orange 600 Protein Labeling Kit	ISU-IST004	1 kit (3rxn)
IST Fluolid-W Yellow 540 Protein Labeling Kit	ISU-IST005	1 kit (3rxn)
IST Fluolid-W Green 520 Protein Labeling Kit	ISU-IST006	1 kit (3rxn)

• Oligonucleotide Amine Labeling Kit

Product Name	Cat. No.	Size
IST Fluolid-W Orange 600 Oligonucleotide Amine Labeling Kit	ISU-IST001	1 kit (3rxn)
IST Fluolid-W Green 520 Oligonucleotide Amine Labeling Kit	ISU-IST003	1 kit (3rxn)

• Succinimidyl ester

Product Name	Cat. No.	Size
IST Fluolid-W Orange 600 succinimidyl ester	ISU-ISTPW001-W	1 mg
IST Fluolid-W Yellow 540 succinimidyl ester	ISU-ISTPW002-W	1 mg
IST Fluolid-W Green 520 succinimidyl ester	ISU-ISTPW003-W	1 mg

Oligonucleotide Amine Labeling Kit

This kit is optimized for labeling 5-10 nmol 5' term amino oligonucleotides.
5-10 nmol × 3 rxn (total 15-30 nmol) labeling is available per kit.

Kit Components

- IST Fluolid-W succinimidyl ester DMSO Soln. 60μL x 3
- 0.2 M Sodium bicarbonate buffer (pH8.5) 120μL x 3



COSMO BIO CO., LTD.

Inspiration for Life Science

Suite 101, 2792 Loker Ave. W., Carlsbad, CA 92010, USA

<http://www.cosmobioussa.com>

e-mail : info@cosmobioussa.com

Phone : +1-760-431-4600

FAX : +1-760-431-4604